

### CONTENTS

Each pessary contains Progesterone (100mg / 200mg / 400mg) in a soft base, pre-loaded into a specially designed pessary insertion device (applicator).

### INDICATIONS

Prevention of endometrial hyperplasia in nonhysterectomized postmenopausal women who are receiving conjugated estrogen tablets.

Treat secondary amenorrhea as well as to maintain pregnancy.

### CONTRAINDICATIONS

Excess vaginal bleeding, jaundice or other liver related problems.

Known hypersensitivity to Progesterone or any inactive ingredient of this medication.

Thrombophlebitis, thromboembolic disorders, cerebral apoplexy, or patients with a past history of these conditions.

Severe liver dysfunction or disease.

Known or suspected malignancy of breast or genital organs.

Undiagnosed vaginal bleeding or missed abortion.

### CAUTION

Consult with your doctor if you are pregnant or breast-feeding.

Do not insert multiple pessaries in case of a missed dose.

**USAGE** (Check the usage drawings on the back of this insert)

Strictly follow the doctor's instructions on how to use UnoGest.

UnoGest pessary is provided in a convenient pre-loaded applicator.

#### *Prepare for insertion:*

Lying down or squatting can help the insertion of the pessary medication.

Tear open the pouch at the notched end.

Gently remove the pre-loaded applicator.

Hold the plunger end of the applicator - over the No-Slip grooves - using thumb and middle finger.

The white end (pessary medication) of the applicator should be facing you.

#### *Insert the applicator:*

Gently insert the applicator inside the vagina, at an upward angle, till the fingers touch the vagina.

#### *Place the pessary:*

Firmly push the plunger using the fore finger till it is flush with the applicator bottom.

As the plunger sinks into the applicator, it dislodges the pessary and deposits inside the vagina.

#### *Remove the applicator:*

Slowly pull out the applicator and dispose it along with the empty pouch.

Wash hands thoroughly.

### SIDE EFFECTS

Side effects like diarrhoea, flatulence, soreness, redness may occur in some instances.

In case you experience these side effects or some others, please notify your doctor immediately.

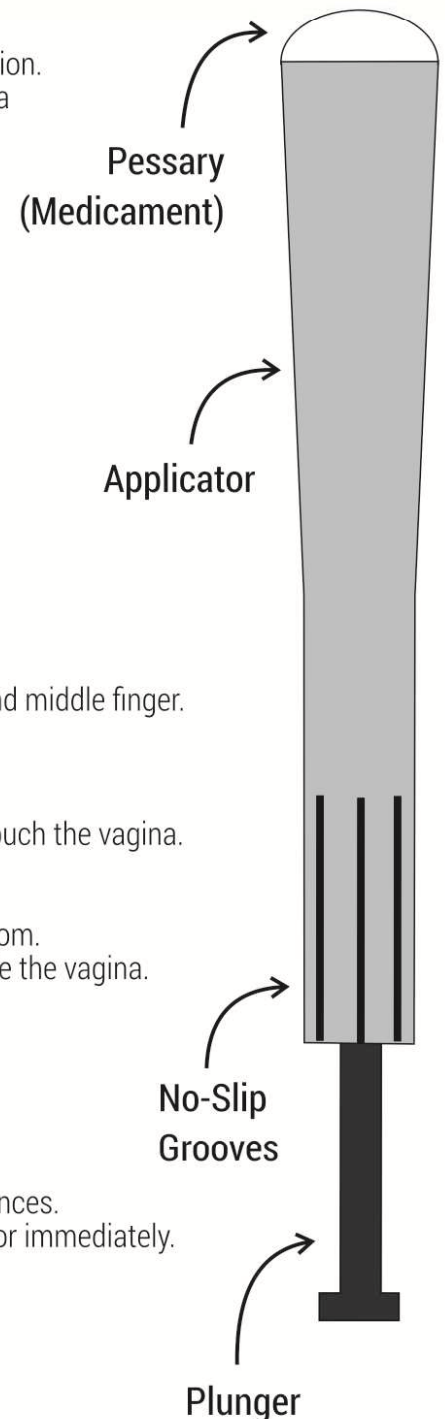
Very small amounts of liquified pessary may leak in some cases.

### STORAGE & HANDLING

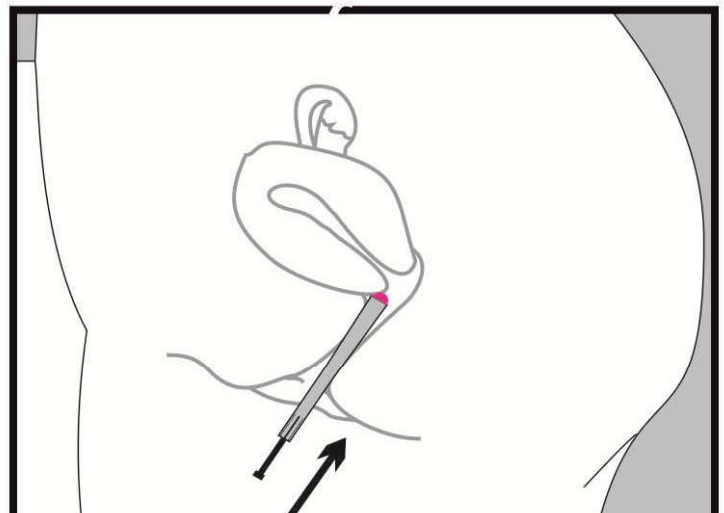
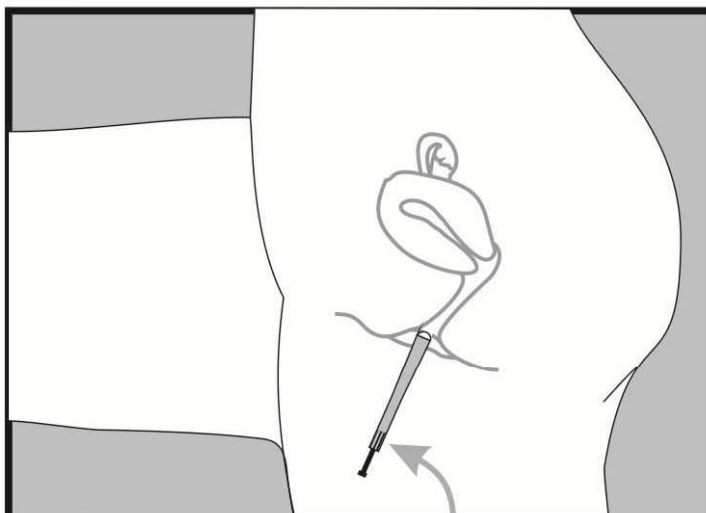
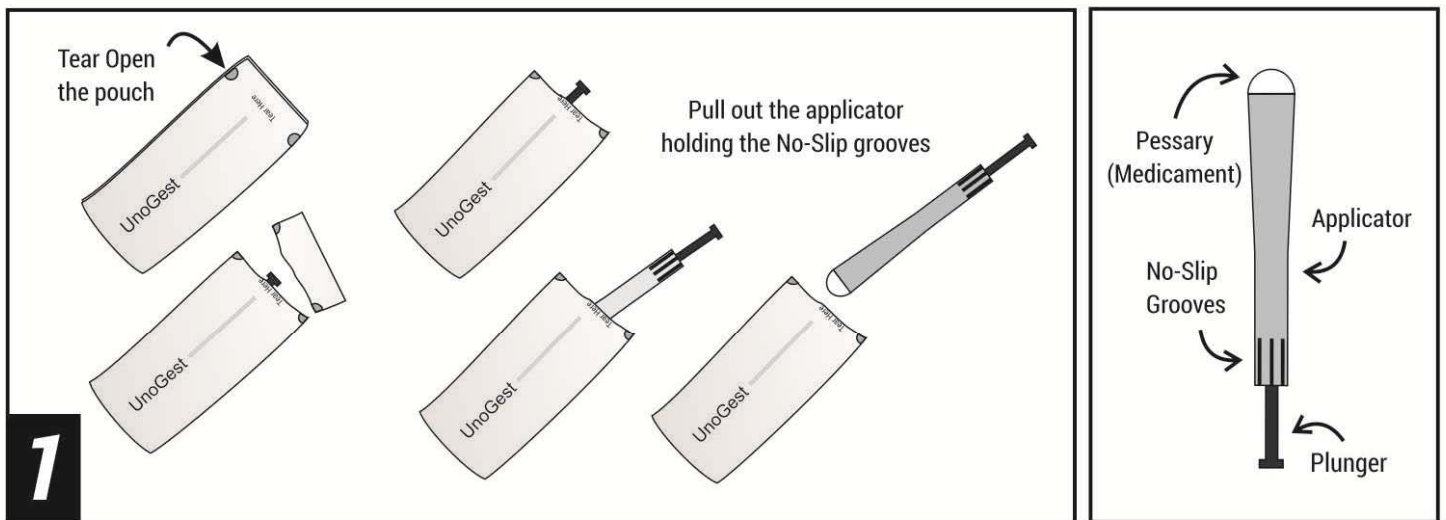
Strictly keep out of the reach of children.

Store in a cool and dry place.

Keep away from moisture and direct heat.



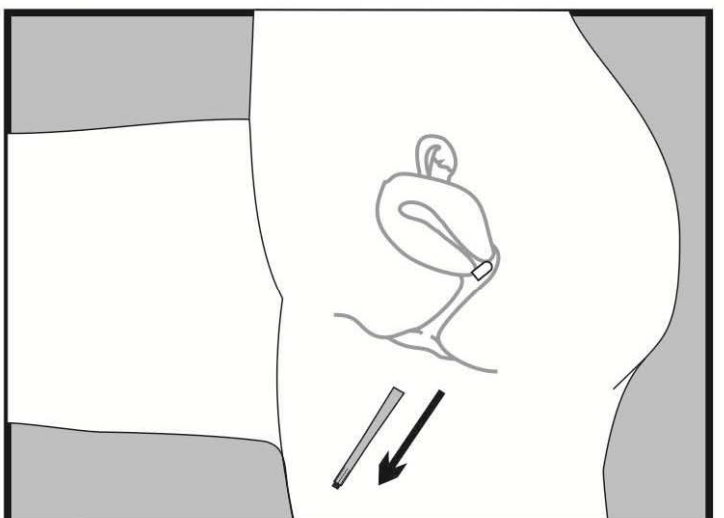
## PESSARY INSERTION DEVICE (APPLICATOR) USAGE DRAWINGS



**3** Push the applicator gently inside as far as possible.



**4** While continuing to hold the No-Slip grooves with thumb and middle finger, using the forefinger, firmly press plunger inside, to dislodge the pessary inside the vagina.



**5** Pull the applicator gently out. Discard it along with the pouch.